

GRILLZ

BBQ PAN

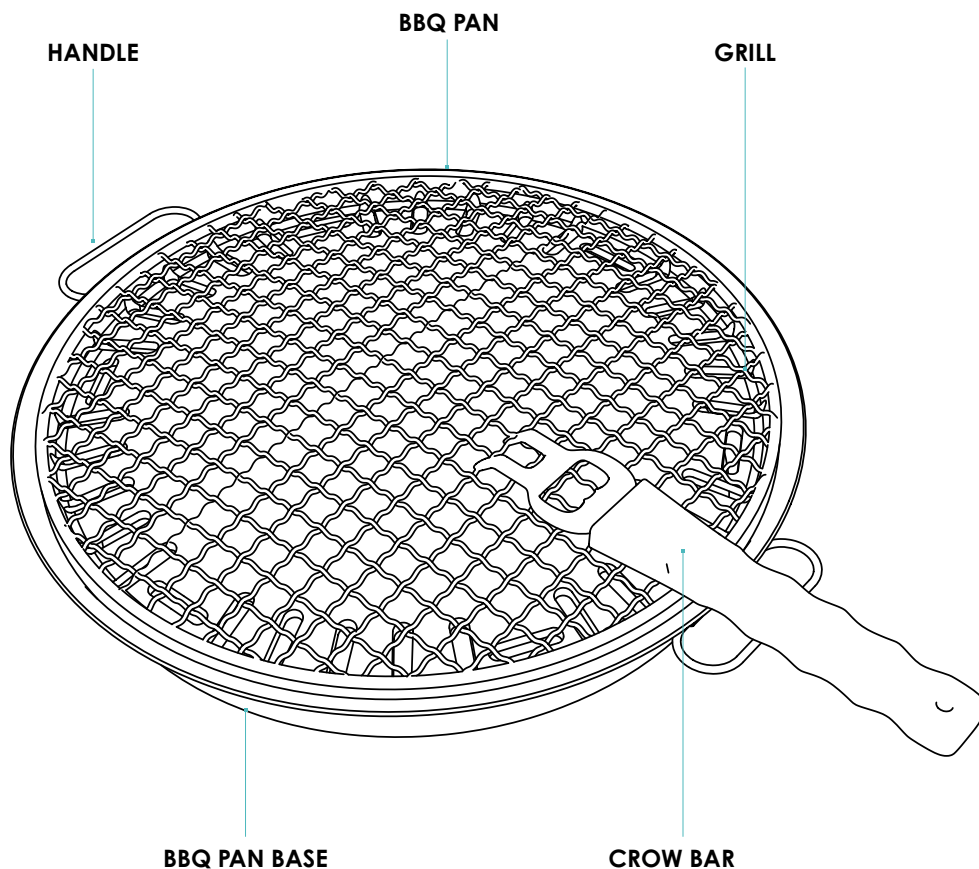
INSTRUCTION MANUAL



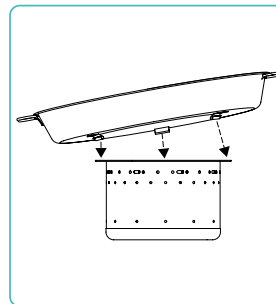
Wolf International Ltd
Suite 1, 284 Warley Hill, Great Warley,
Brentwood, Essex. CM13 3AB
Tel: + 44 (0)333 366 8888
Email: support@wolfint.co.uk
Web: www.wolfint.co.uk

GRILLZ BBQ PAN INSTRUCTION MANUAL


PRODUCT SPECIFICATIONS



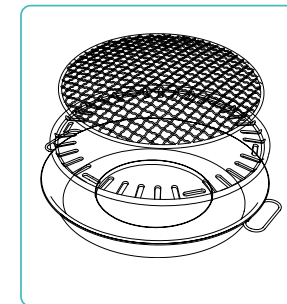
PRODUCT INSTRUCTIONS



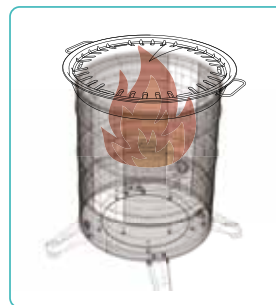
1 Clamp the top edge of chamber with the buckle at the bottom of BBQ base



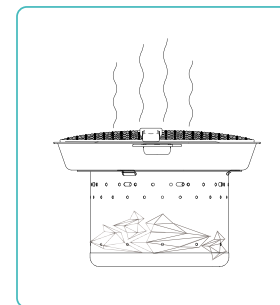
2 Pour water into the base pan



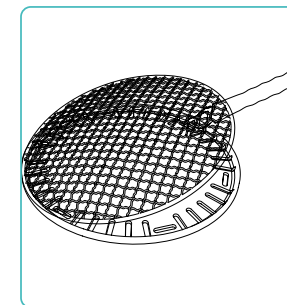
3 Put the BBQ pan and grill on the base in turn



4 Do not heat the BBQ pan directly without food on it in case of damaging BBQ pan

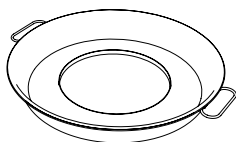


5 The best time for BBQ is when the strong fire becomes charcoal fire

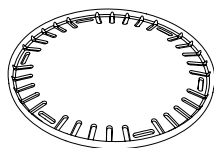


6 The crowbar can be used to move the grill and BBQ pan


CONTENTS



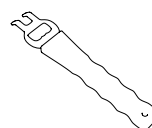
BBQ PAN BASE



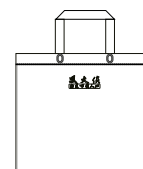
BBQ PAN



GRILL




CROW BAR



BAG



7 Burn the grill with strong fire to clean it



8 Packing and finishing